


# M16 TCI 135 kW, 160 kW VEHICLE ENGINES

## FACTS

- Rated power: 135-160 kW
- Torque: up to 500 Nm @ 2000 rpm
- Dry weight: 255 kg



The M16 UI is the star of our product portfolio due to its vast field of application and its well-developed concept facilitating adaptations to customize the unit injection engine for individual requirements. The 6-cylinder diesel engine is available in several basic models with a wide variety of engine components such as oil sumps, front-end accessory drives and transmission flanges.

## MAIN FEATURES

- Monoblock design with excellent water cooling
- Turbocharged - single stage VTG intercooled
- Direct intercooling
- Standard operational range:  
from -32°C to +49°C, extended operational range possible
- Released fuel types:  
EN590, Jet A-1 (NATO code F-35) other fuel types on request  
respectively according to customer specification
- Remarkable power to weight ratio, compact design
- High robustness and durability
- Outstanding performance in high altitudes



See more applications on our website or contact us for further references.

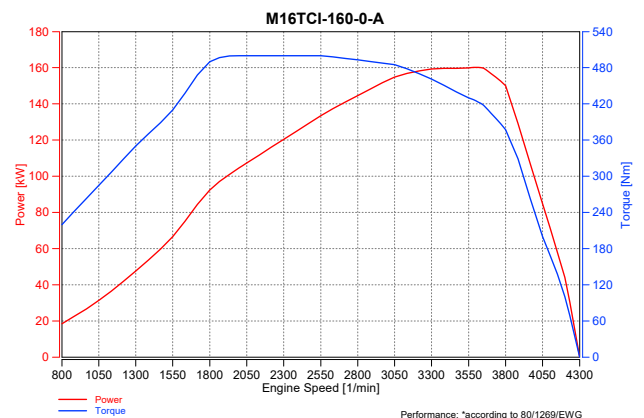
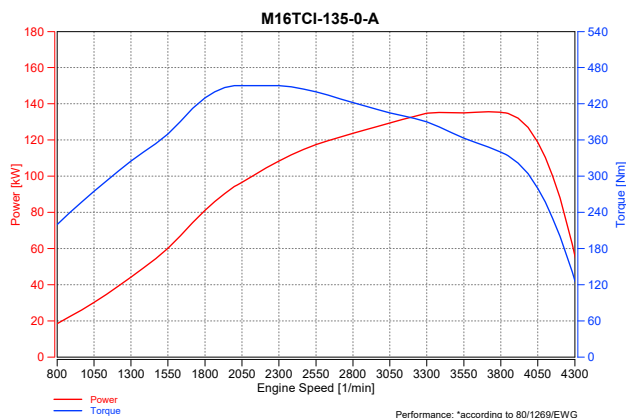
# M16 TCI, 135 kW, 160 kW SPECIFICATION

	<b>M16 TCI – 135-0-A</b> 135 KW MODEL	<b>M16 TCI – 160-0-A</b> 160 KW MODEL
<b>COMBUSTION SYSTEM</b>	Direct Injection Diesel	Direct Injection Diesel
<b>DISPLACEMENT (LT)</b>	3,2	3,2
<b>BORE (MM)</b>	85	85
<b>STROKE (MM)</b>	94	94
<b>CHARGING SYSTEM</b>	turbocharged - single stage VTG intercooled	turbocharged - single stage VTG intercooled
<b>RATED POWER (KW/HP)*</b>	135/184	160/218
<b>RATED SPEED (RPM)</b>	3800	3600
<b>MAX. TORQUE (NM @ RPM)*</b>	450 @ 2000	500 @ 2000
<b>MIN. FUEL CONSUMPTION (G/KWH)*</b>	205	205
<b>DRY WEIGHT (KG)</b>	255	255

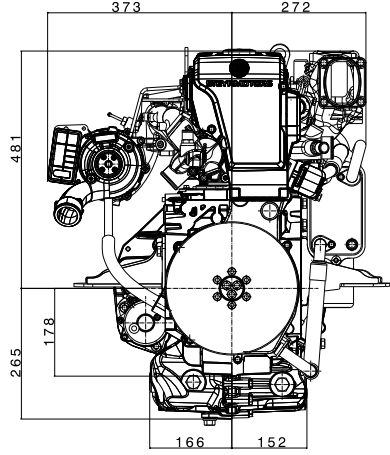
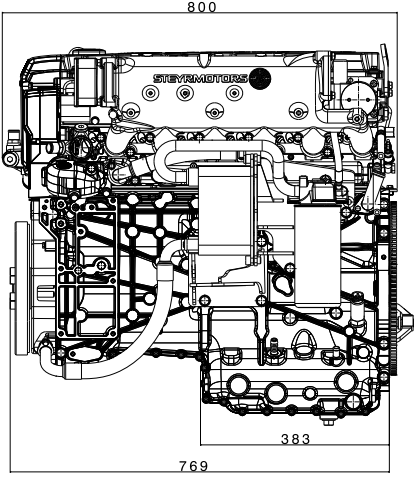
\* based on Diesel EN 590

## OVERALL CHARACTERISTICS

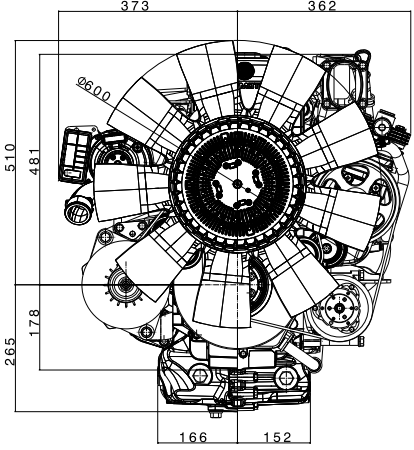
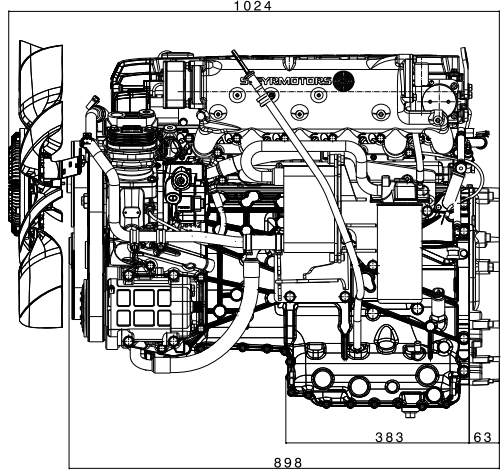
- ➔ 4-stroke, turbocharged
- ➔ 2 basic models, distinguished by power and torque
- ➔ Perfectly suited for customizing to your specific requirements



# M16 TCI, 135 kW, 160 kW DIMENSIONS

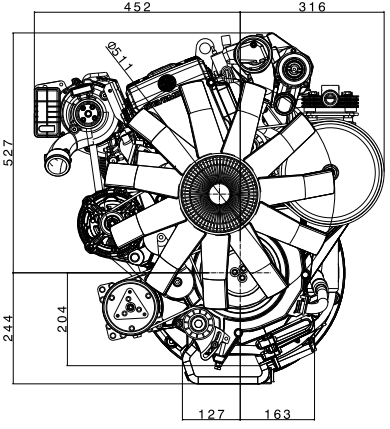
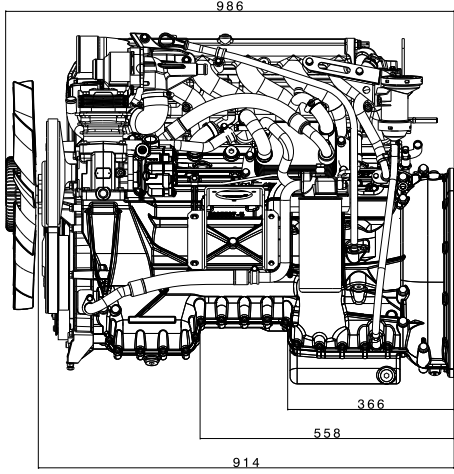


Standard base engine for vertical installation with full flexibility for customer specific FEAD and transmission interface. Deep Fording and EMV mil.461-E upgrade potential.



Standard base engine for vertical installation with full equipped FEAD and transmission interface for ZF8HP90 or Allison S1000 / S2000 / S2500 series. Deep Fording and EMC mil.461-E upgrade potential.

FEAD aggregates:  
 Alternator 28V-100A and 28 V-275 A  
 air compressor 150 ccm 10 bar  
 hydr. pump 17cm<sup>3</sup>/rev 161/min 183 bar  
 AC compressor 200 cm<sup>3</sup>  
 visco fan Ø600 (electric controlled)



Standard base engine for 23° inclined installation with full equipped FEAD and transmission interface for Allison S1000 / S2000 / S2500 series. Limited flexibility for FEAD aggregates and transmissions.

FEAD aggregates:  
 Alternator 28V-100A  
 air compressor 150 ccm 10 bar  
 hydr. pump 17cm<sup>3</sup>/rev 161/min 183 bar  
 AC compressor 155 cm<sup>3</sup>  
 visco fan Ø500

# VEHICLE ENGINES



The details and related materials provided in this brochure are subject to change without prior notice. We reserve the right to revise specifications and design as well as to correct misprints and errors. Actual products may differ in appearance from images shown. Dimensions given within this brochure are in mm. They may differ according to engine types and are not applicable for installations.